


City of Pensacola Housing



FY 2013 Budget Workshop
July 2012

Housing

Providing Affordable Housing and Community Services



CDBG

- Benefiting Low/Mod Income Residents
- Eliminating/Preventing Slum & Blight
 - Urgent Need



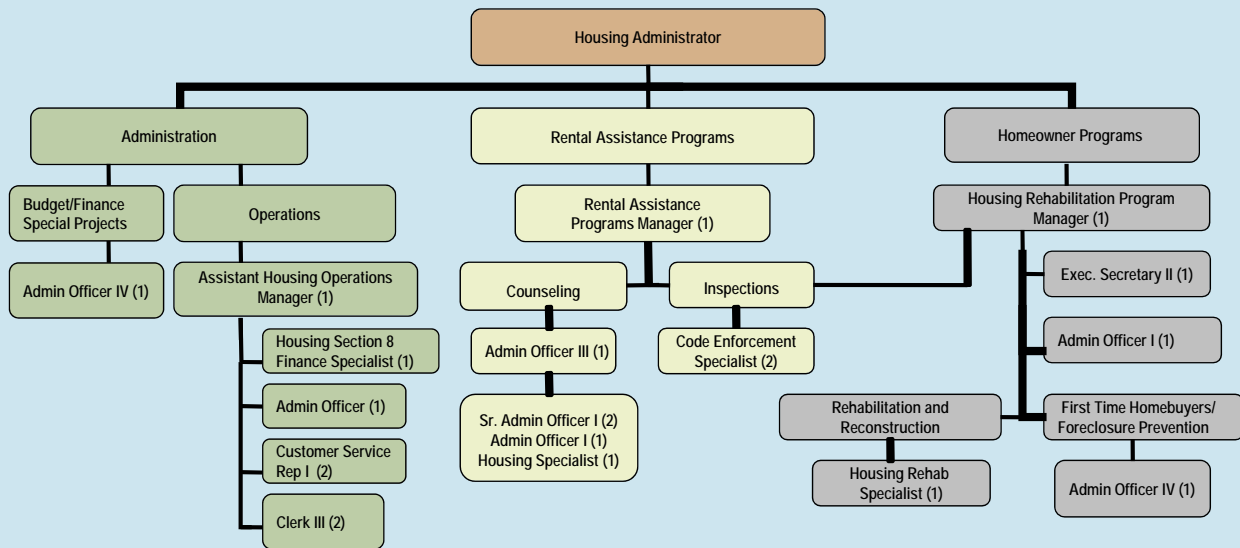
HOME

- Substantial Home Repair or Reconstruction
- Partner in Escambia Consortium

Section 8 Rental Assistance

- 650 Landlords Receive Housing Assistance Payments
- 2398 Families Issued Rental Assistance Vouchers

Housing FY 2013 Organizational Chart



Total Positions: 22

Housing Budget Summary

Revenue to Special Grant Funds: 102

Program Name	Actual FY 2010	Actual FY 2011	Budgeted 2012	Proposed FY 2013
Special Grant Funds				
HOME Program	37,173	37,042	32,500	24,500
SHIP Program	40,241	28,361	0	0
Subtotal	77,414	65,403	32,500	24,500
Grants & Aids	600,962	249,490	328,500	203,200
Special Grants Funds Subtotal	678,376	314,893	361,000	227,700

- HOME Program reduced by 38%
- SHIP Program not funded by State legislature since 2011

Housing Budget Summary

Revenue to Grant Fund: 104

Program Name	Actual FY 2010	Actual FY 2011	Budgeted 2012	Proposed FY 2013
Community Development Block Grant Fund (CDBG)				
CDBG Program	168,964	194,992	183,600	138,100
Homebuyer Club / Foreclosure Prevention Program	47,141	49,683	42,400	38,400
Housing Rehabilitation	230,987	214,971	197,500	197,100
Subtotal Administration	447,092	459,646	423,500	373,600
Grants & Aids Projects	760,873	916,189	456,500	453,100
CDBG Subtotals	1,207,965	1,375,835	880,000	826,700

- CDBG program entitlement grant reduced by 22%

Housing Budget Summary Revenue to Program Fund: 115

Program Name	Actual FY 2010	Actual FY 2011	Budgeted 2012	Proposed FY 2013
Section 8 Housing Assistance Payment Program Fund				
Section 8 Housing Assistance Program	13,796,526	14,294,049	16,539,000	14,982,900
Section 8 Housing Assistance Program Subtotal	13,796,526	14,294,049	16,539,000	14,982,900
Total Housing Revenue	15,682,867	15,984,777	17,780,000	16,037,300

- Housing Assistance program funds are estimated pending adoption of the Federal budget.

Housing Budget Summary

Expenses for Grant Funds: 102/104/115

Operating Costs	Actual FY 2010	Actual FY 2011	Budgeted FY 2012	Proposed FY 2013
Personal Services	1,486,601	1,505,777	1,583,300	1,526,000
Operating Expenses	12,673,057	13,162,121	15,260,500	13,735,000
Capital Outlay	298,556	222,713	0	0
Subtotal	14,458,214	14,890,611	16,843,800	15,261,000
Grants & Aids	1,075,253	942,966	785,000	656,300
Allocated Overhead (Cost Recovery)	149,400	151,200	151,200	120,000
Total Housing Expenses	15,682,867	15,984,777	17,780,000	16,037,300

- Housing Assistance Payments out of Operating Expenses FY 2010 \$12,409,777
- Housing Assistance Payments out of Operating Expenses FY 2011 \$12,899,607
- Housing Assistance Payments out of Operating Expenses FY 10/1/2012 – 6/31/2012 \$8,843,602

HOME Housing Reconstruction Program



Receive HOME funds based on a formula allocation

City is eligible to receive funds through Escambia Consortium

Projects are awarded to local contractors

25% match required; met by Consortium



CDBG Activities

Benefiting low and moderate income residents



Council on Aging Senior Services
5 Congregate Meal Sites & Meals on Wheels
Equals 22,800+ meals delivered to
City residents FY2011

Code Enforcement
Funds 1.5 positions
1,243 Code Inspections performed FY 2011

Homebuyer Club
Foreclosure Prevention
Education and Counseling

**Elimination/Prevention
of Slum and Blight**

CDBG Activities Former Blount School

Elimination / Prevention of Slum and Blight



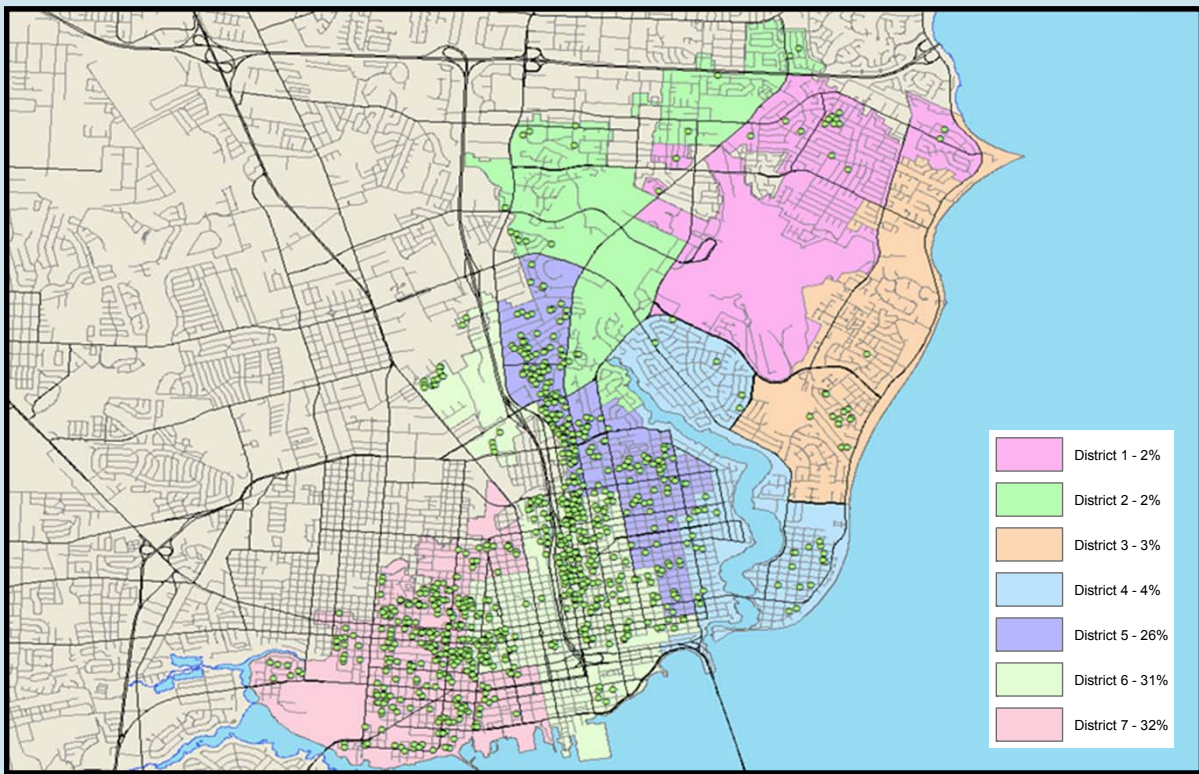
Former Blount School
Acquired September 2011;
Interlocal Agreement with
Escambia County March 2012

Demolition / Clearance Contract
Awarded June 2012;
Demolition began July 2012 with
90 days to complete

Site Description
Approximately 2.6 acres
Zoned R-1A (one and two family residential)

**HUD Choice Neighborhoods
Planning Grant**
Award announced Fall 2012

CDBG Housing Rehabilitation Activity (946 Homes Rehabilitated Since 1975)



CDBG Housing Rehabilitation Activity



Projects awarded to local contractors

Affordable means for families to finance repairs and renovations

Revitalizes older housing stock

Stimulates neighborhood reinvestment and pride

CDBG Housing Rehabilitation Activity



Provide healthy, secure, safe homes

Correct hazardous and code deficient housing conditions

Structural modifications to allow aging in place and handicap accessibility

Improve indoor environmental health and energy conservation



Section 8 Rental Assistance Program



Approximately 1 Million Dollars distributed monthly into local economy

Provides housing assistance payments to 650 private landlords

Provides rental assistance to 2398 families county-wide

Property taxes must be current;
Unit must pass initial and annual HQS inspections

40% of families are elderly/disabled head of households;
50% have a disabled family member

HUD-VASH Program



Partnership between HUD and VA;
Pensacola Housing Office partners
with Gulf Coast HCA Medical Center

Provides rental assistance to 110
formerly homeless veterans

39 Vietnam Veterans
36 Post Vietnam Veterans
29 Persian Gulf Veterans

VA refers veterans to Housing;
Vets do not have to apply thru the waiting list

City of Pensacola awarded 25 vouchers in 2009;
85 additional vouchers awarded in 2010

DISCUSSION

