

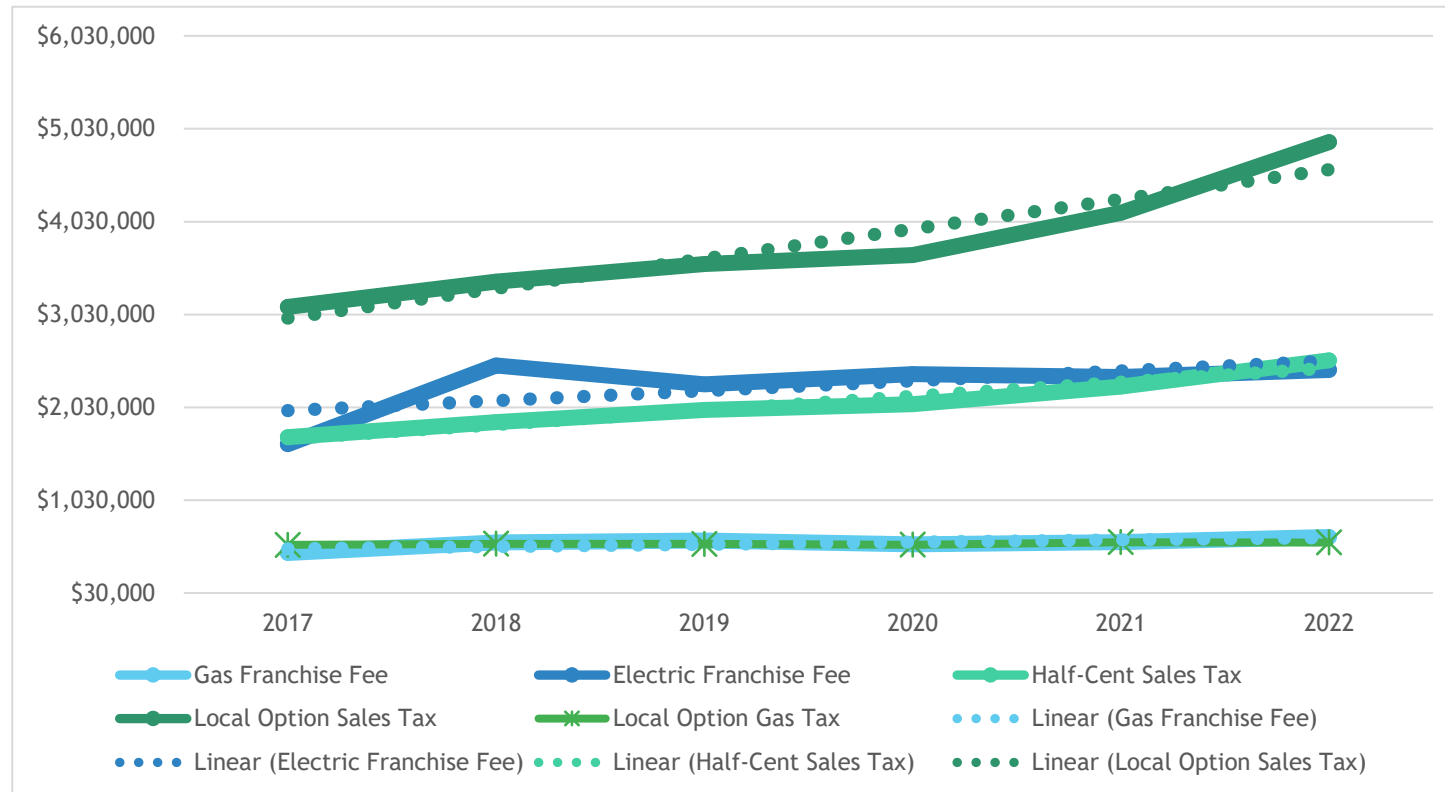
Financial Report

City of Pensacola

2nd Quarter Financial Statements Three

Months Ending December 31, 2021

General Fund



- ▶ Gas Franchise Fee - Up 9% or \$52,252 from FY21
- ▶ Electric Franchise Fee - Up 3.26% or \$76,757 from FY21
- ▶ Half-Cent Sales Tax - Up 12.54% from FY21
- ▶ LOST - Up 18.45% or \$761,441 from FY21
- ▶ LOGT - Down -.65% or \$3,742 from FY21

Tree Planting Trust Fund

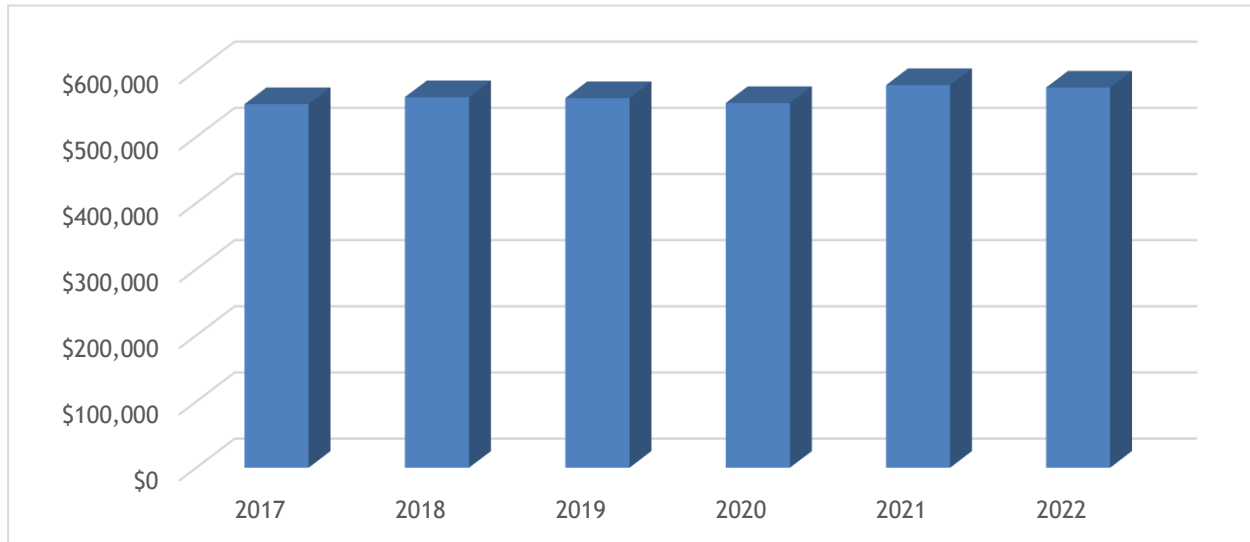
- ▶ Revenues and expenditures recorded in the General Fund
 - ▶ Total contributions plus interest income - \$45,248
 - ▶ \$10,000 of these funds has been appropriated for additional tree plantings/maintenance along Carpenter Creek
 - ▶ Expenditures/encumbrances - \$87,716
 - ▶ End of 2nd quarter unassigned fund balance - \$290,370
 - ▶ Assigned fund balance
 - ▶ Marketplace greenway - \$130,000
 - ▶ Tree replacement/City parks - \$150,000
 - ▶ City Council - \$49,424
 - ▶ Neighborhood grant - \$3,575

Housing Initiatives Fund

- ▶ Revenues and expenditures recorded in General Fund
 - ▶ 2nd quarter “Housing Initiatives Fund” total contributions \$43,214
 - ▶ “Housing Initiatives Fund” expenditures/encumbrances - \$17,818
 - ▶ End of 2nd quarter unencumbered balance for “Housing Initiatives Fund - \$488,616
 - ▶ Assigned fund balance is \$49,000
 - ▶ Allocated for personnel and operations that administrate the program

Special Revenue Funds

- ▶ Local Option Gasoline Tax Fund (LOGT)
 - ▶ Revenue was **\$3,742 less than the same point in FY21.**
 - ▶ Staff is monitoring trends to gauge impacts of current events

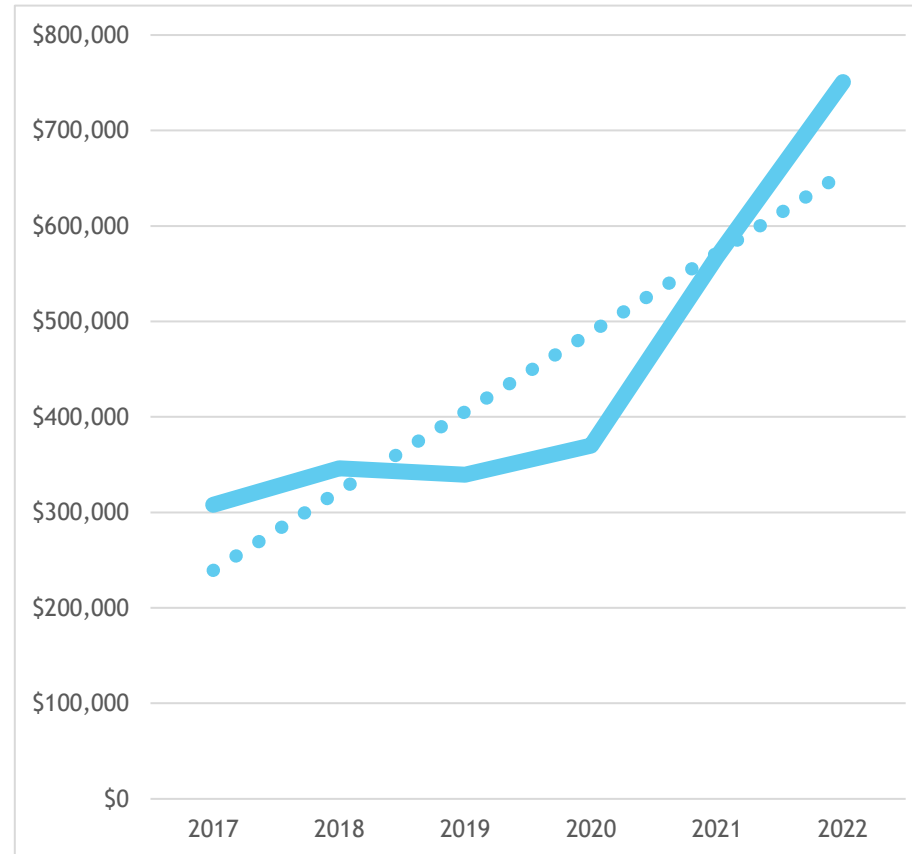


Special Revenue Funds - Parking Management Fund

- ▶ Parking Management Fund
 - ▶ Revenues exceeded expenditures by **\$266,057**
 - ▶ Revenues are **\$215,844** more than the same point in FY21

Special Revenue Funds - Inspection Fund

- ▶ Inspection Services Fund
 - ▶ In Total Revenues Exceeded Expenditures By **\$342,415**
 - ▶ Revenues were **\$188,434** more than the Prior Year
 - ▶ Continued Strong Demand for Housing & Construction Activity



Legal Costs Schedule

ATTORNEY NAME OR FIRM	AMOUNT PAID	NATURE OF SERVICES PROVIDED
RISK MANAGEMENT:		
COLLEEN CLEARY ORTIZ PA	\$42,445.31	Workers Compensation Claims
CLARK PARTINGTON HART LARRY	9,895.00	Claims and Litigation
QUINTAIROS PRIETO WOOD & BOYER PA	29,778.49	Workers Compensation and Liability Claims
SNIFFEN & SPELLMAN PA	54,098.48	Police Liability Claims
WILSON HARRELL & FARRINGTON PA	71,373.03	Claims and Litigation
SUBTOTAL:	<u>\$207,590.31</u>	
ST AEROSPACE:		
BEGGS & LANE	60,799.50	Airport VT Mobile Aerospace Engineering Project
SUBTOTAL:	<u>\$60,799.50</u>	
ALL OTHER LEGAL COSTS:		
		Administrative, Collective Bargaining and Employee
ALLEN NORTON & BLUE P A	29,895.42	Matters
BEGGS & LANE	10,885.00	Contract and Real Estate Law
BRYANT MILLER OLIVE PA	10,765.50	Bond Counsel and CRA Matters
CARLTON FIELDS JORDEN BURT	7,942.50	Superfund and Other Environmental Matters
GALLOWAY, JOHNSON, TOMPKINS, BURR AND SMITH	2,507.00	Skanska Barge Matters
GRAY ROBINSON PA	14,049.44	Fee, Tax and Pension Plan Compliance
MCCARTER & ENGLISH LLP	2,520.02	Natural Gas Industry
PITTMAN LAW GROUP, PL	10,741.09	Council Districting
RAY, JR LOUIS F	21,097.00	Code Enforcement Special Magistrate
V. KEITH WELLS P.A.	4,000.00	Employee Personnel Board Attorney
SUBTOTAL:	<u>114,402.97</u>	
REPORT TOTAL:	<u>\$382,792.78</u>	

Recovery of Revenue Loss & Expense

Project	Estimated Cost	FY 21 Expenses	FY 22 Expenses	Remaining Balance	Status
Maritime Park	\$534,000	\$534,000	\$0	\$0	Complete
Parking	\$300,000	\$300,000	\$0	\$0	Complete
Recreation	\$786,500	\$786,500	\$0	\$0	Complete

Citizen Assistance

Project	Estimated Cost	FY 21 Expenses	FY 22 Expenses	Remaining Balance	Status
Homelessness Reduction Investment	3,000,000	\$0	\$114,345	\$2,885,655	In Progress
Vaccination Awareness Campaign	\$125,000	\$35,525	\$66,090	\$23,385	In Progress
Housing Assistance	\$2,000,000	\$0	\$40,500	\$1,959,500	In Progress

Personnel

Project	Estimated Cost	FY 21 Expenses	FY 22 Expenses	Remaining Balance	Status
Premium Pay	\$3,679,425	\$68,936	\$3,603,351	\$7,141	Complete
All Employees/Vaccination Incentive	\$58,572	\$48,720	\$9,240	\$612	Complete

Grant Compliance/Administration

Project	Estimated Cost	FY 21 Expenses	FY 22 Expenses	Remaining Balance	Status
Administration	\$320,000	\$31,866	\$54,804	\$233,330	Complete

Facilities Infrastructure

Project	Estimated Cost	FY 21 Expenses	FY 22 Expenses	Remaining Balance	Status
Building Infrastructure	\$1,000,000	\$22,012	\$24,754	\$953,234	In Progress
Audio/Video System Enhancements	\$250,000	\$16,840	\$10,189	\$222,971	In Progress
Council Chambers	\$350,000	\$0	\$0	\$350,000	In Progress
Upgrade Phone Services	\$65,000	\$0	\$0	\$65,000	In Progress

Stormwater

Project	Estimated Cost	FY 21 Expenses	FY 22 Expenses	Remaining Balance	Status
Main Street	\$1,679,003	\$0	\$0	\$1,679,003	Not Yet Started
Barrancas Ave.	\$600,000	\$0	\$0	\$600,000	Not Yet Started
Cordova Square	\$350,000	\$0	\$0	\$350,000	Not Yet Started
9 th Avenue	\$325,000	\$0	\$0	\$325,000	Not Yet Started

Recovery of Lost Revenue Projects

Project	Estimated Cost	FY 21 Expenses	FY 22 Expenses	Remaining Balance	Status
Bayview Erosion Rehabilitation	\$500,000	\$0	\$324	\$499,676	In Progress
Scenic Hwy/Chimney Property	\$15,000	\$4,435	\$0	\$10,565	On Hold
Palafox Restrooms	\$225,000	\$0	\$0	\$0	Not Yet Started
Summit Blvd. Road Diet	\$75,000	\$0	\$0	\$75,000	Not Yet Started
Street Sweeper	\$250,000	\$0	\$0	\$250,000	Not Yet Started
Arborist	\$242,662	\$0	\$20,727	\$221,935	Position Filled
Tree Canopy Study	\$145,743	\$0	\$0	\$145,743	In Progress
Solar Feasibility Study	\$46,000	\$0	\$18,657	\$27,343	Awaiting Closeout
Solar Canopy Cooperative	\$18,000	\$0	\$18,000	\$0	Completed
Tree Replacement Plan for Parks	\$34,595	\$1,323	\$9,775	\$23,497	Awaiting Closeout

Recovery of Lost Revenue Projects

Project	Estimated Cost	FY 21 Expenses	FY 22 Expenses	Remaining Balance	Status
PFAS Cleanup	\$200,000	\$0	\$64,027	\$135,973	In Progress
Covid Expenses	\$252,140	\$0	\$0	\$252,140	Awaiting FEMA Determination
I110 Camp	\$150,000	\$0	\$37,714	\$112,286	Awaiting Closeout
Cultural/Historical Affairs	\$478,755	\$0	\$0	\$478,755	In Progress
Maritime Museum/S Palafox	\$1,245	\$0	\$1,245	\$0	Completed
Journey to Juneteenth	\$20,000	\$0	\$0	\$20,000	In Progress
Skate Park	\$950,000	\$0	\$0	\$950,000	In Progress
Marina	\$127,000	\$0	\$0	\$127,000	Not Yet Started